



FLORIDA 4-H

# State Horse Show

Tampa, Florida  
June 27-29, 2024

# 2024 FLORIDA 4-H STATE HORSE SHOW SCHEDULE

Start times may be adjusted after actual class entries are known.

**Last updated 6/17/24**  
\*\*times subject to change\*\*

**Wednesday, June 26 (MOVE IN DAY)**

**TECO closed at 3:30PM**

## Thursday, June 27

### **9:00 a.m. Hunter Division, Covered East Ring**

- Schooling, 2'9"
- Schooling, 2'6"
- Schooling, 2'3"

- 44. Hunter Hack\*
- 45. Low Working Hunter
- 48. Medium/High Working Hunter
- 49. Medium/High Equitation Over Fences
- 46. Low Equitation Over Fences
- 47. Low Handy Hunter
- 50. Medium/High Handy Hunter

\*Hunter Hack class, jump phase directly followed by finalists on the flat.

### **8:00 a.m. Ranch Division, TECO Arena**

- 20. Sr. Ranch Trail
- 19. Jr. Ranch Trail

-- move to TECO warm up area --

- 16. Sr. Ranch Ground Handling
- 15. Jr. Ranch Ground Handling

### **1:00 p.m. Ranch Division, TECO Arena**

- 23. Working Cow Horse (Boxing Only)
- 40-minute set up break --
- 22. Ranch Roping

-- will not begin before the conclusion of Class 22 -

### **~4:00 p.m. Western Division, Covered East Ring**

- 11. Jr. Trail
- 12. Sr. Trail

**5:30 p.m. Social – Pavilion**

## Friday, June 28

### **9:00 a.m. Hunter Division, Covered East Ring**

- 34. Hunter Type Mares/Geldings, 14.2 hands & under
- 35. Hunter Type Mares, over 14.2 hands
- 36. Hunter Type Geldings, over 14.2 hands
- 37. Jr. Hunter Showmanship
- 38. Sr. Hunter Showmanship

-- 30-minute break --

- 39. Pony Hunter Under Saddle, 14.2 hands & under
- 40. Jr. Hunter Under Saddle, over 14.2 hands
- 41. Sr. Hunter Under Saddle, over 14.2 hands
- 42. Jr. Hunt Seat Equitation
- 43. Sr. Hunt Seat Equitation

### **8:00 a.m. Ranch Division, TECO Arena**

- 4. Jr. Western Showmanship
- 5. Sr. Western Showmanship
- 1. Stock Type Mares/Geldings, 14.2 hands & under
- 2. Stock Type Mares, over 14.2 hands
- 3. Stock Type Geldings, over 14.2 hands

### **~10:30 a.m. Ranch Division, TECO Arena**

- 21. Ranch Reining
- 17. Jr. Ranch Riding
- 18. Sr. Ranch Riding

### **~3:00 p.m. Western Division, TECO Arena**

- 6. Wester Pleasure Pony, 14.2 hands & under
- 7. Jr. Western Pleasure, over 14.2 hands
- 8. Sr. Western Pleasure, over 14.2 hands
- 9. Jr. Western Horsemanship
- 10. Sr. Western Horsemanship

## Saturday, June 29

### **Covered East Ring**

#### **7:30 a.m. Western Dressage\*\***

- 13. Jr. Western Dressage (WDAA 2022 Basic TOC)
- 14. Sr. Western Dressage (WDAA 2022 Basic TOC)

#### **~10:45 a.m. Training Level Dressage**

- 51. Jr. Training Level Dressage (2023 TOC)
- 52. Sr. Training Level Dressage (2023 TOC)

#### **~3:30 p.m. First Level Dressage**

- 53. First Level Dressage (2023 TOC)

\*\*JR and SR classes will run together (placed separately). Ride times are sorted based on test, not age division.

### **8:00 a.m. Speed Division, TECO Arena**

- 24. Jr. Speed Events Ground Handling
- 25. Sr. Speed Events Ground Handling

### **~9:00 a.m. Speed Division, TECO Arena**

- 26. Jr. Keyhole Race
- 27. Sr. Keyhole Race
- 28. Jr. Stake Race
- 29. Sr. Stake Race
- 30. Jr. Pole Bending
- 31. Sr. Pole Bending
- 32. Jr. Barrel Race
- 33. Sr. Barrel Race

**7:00 p.m. – Awards Program (T)**

All times and locations subject to change due to weather or other unforeseen circumstances.



## CONGRATULATIONS!

**Congratulations for qualifying to the Florida 4-H State Horse Show! Approximately 250 4-H'ers from around the state will compete for the opportunity to be one of the 70 Seniors and Intermediates representing Florida at the Southern Regional 4-H Horse Championships.**

**The State 4-H Horse Show will be held at the [Bob Thomas Equestrian Center](#) at the [Florida State Fairgrounds](#) on July 27-29, 2024.**

**This booklet contains all of the information you will need to make your plans to enter and participate in the Florida 4-H State Horse Show.**

Show details .....	2
Accommodations.....	2
Bit checks, Speed Events .....	4
Camping.....	4
Pony measurement.....	6
Shavings order .....	7
Schooling O/F explanation .....	8
Arrival/check-in.....	9
Registering.....	12





## State 4-H Horse Show Details

### Accommodations

The Sheraton Tampa Brandon Hotel will be the official headquarters of the State 4-H Horse Show. This hotel is off MLK Blvd. near the junction of I-75 and SR 574.

#### [Sheraton Tampa Brandon Hotel](#)

- 10221 Princess Palm Avenue, Tampa, FL 33610
- \$129.00 plus tax for Kings and Double Queens
- Rate includes wifi (no breakfast is included)
- Reserve by May 31st, in the “University of Florida 4-H 2024” group

To make reservations online, a link directly to our block can be [found here](#). This website is for the exclusive use by State Horse Show participants. Or, call Sheraton reservations at 888-627-8169 and ask for rooms for the University of Florida 4-H 2024 to receive these special rates.

Cut-off date for the block is May 31. Reservations after this date will be accepted only on space availability so it is recommended that you make reservations early.

### Awards Dinner/Program – Saturday, June 29, 6:00pm (T)

The Awards Program will be in the Horse Show Complex Pavilion. Everyone is invited to attend and enjoy the presentation of awards and fellowship of other 4-H'ers, parents, and agents from all over the state. All division, breed, and overall awards will be announced and presented at this time. Registration for Regionals will also be finalized after qualifiers are announced.

High point awards will be presented for each major division (Hunter, Western, Ranch, and Speed Events), overall, and high point counties. Keep reading for other awards!

**Gloria Watt Emerald Award** will be given to the counties (Large and Small) that best convey a theme through decorations using the following criteria:

- \*\*creative theme/original interpretation of a theme (25%)
- innovative use of decorations (25%)
- neat & clean barn area (20%)
- neatness/attractiveness (of decorations, 15%)
- marketing/promoting 4-H (15%)

\*\*The theme this year is **Show Your Heritage! Use your unique interpretation to best show off yourself, your horse, and/or your county.**

Judging for this award will take place any time after noon Thursday until Friday, 5pm.

*County delegations are responsible for disassembling and disposing of decorations at the end of the show and leaving the barn areas in original condition. Please do not use liquid nails or anything else that leaves behind a permanent mark or residue on the facilities. The Fairgrounds will charge \$100 per stall damaged by liquid nails or similar products. There is a board along the top of the front side of the stalls that can be used to hang/secure decorations without harming the concrete.*



**Breed Association Awards** - You must include your horse's ApHC, or AQHA registration number or Thoroughbred T.I.P. number on your entry form to be eligible for these awards. No changes or additions will be made after the entry deadline.

**High Point Appaloosa** awards will go to exhibitors earning the most points on a registered Appaloosa, courtesy of Karen Neal.



**High Point Quarter Horse** award will go to exhibitor earning the most points on a registered Quarter Horse, courtesy of the FQHA Youth Committee Chair, Joely DeVecchio, for facilitating.



**High Point Thoroughbred** award will go to exhibitors earning the most points on a registered Thoroughbred in the T.I.P. Program, courtesy of the The Jockey Club. Apply for a free T.I.P. number [here](#).

**Florida Bred Horse Awards** will be presented to the high point Florida bred horse in each of the four divisions, courtesy of the Florida Department of Agriculture. It is important that you indicate if your horse is Florida bred on your entry. You must have verification that your horse was either born or bred in Florida available for leader and agent if requested. No additions will be made after the entry deadline.



**Versatility Award** will be given to the individual who receives the most points competing AND placing in at least three of the four show divisions (Hunter, Western, Speed Events, and Ranch). Courtesy of Terry Stout.

**Solomon Award** will be presented to the rider earning the most points in over-fences classes. Courtesy of Showtime Horse Sales.

**Horseman of the Year Award** – The application deadline is June 1st (online submission). Finalist interviews will be contacted to interview via Zoom before the State Show. Work with your county 4-H Agent and review the requirements and procedures for applying for the scholarship. Be sure to see the additional requirement for the Horse Program Scholarships.

**Dallas C. Osborne Horsemanship Scholarship** – 4-H'ers from the Previous “Area B” are eligible for this award with similar criteria to the Horseman of the Year Scholarship. The application deadline is also June 1<sup>st</sup> and finalists will be interviewed with the Horseman of the Year interviews via Zoom.

## Bit Checks

Exhibitors in every division may be subject to random bit checks at any time during the show, whether ready to compete or only schooling.

Bits of Timed Event exhibitors only will be checked in the picnic area in front of the show office on Friday, June 28th from 5:30 p.m. to 6:30 p.m. If you are not arriving until Saturday morning, have your bit checked at the office when you check in. All participants in the speed events must have their bits checked for compliance with 4-H State Horse Show Rules before competing.

## Campers

Camp spaces are available for \$45 per night for a 30-amp campsite, or \$55 per night for a 50-amp campsite (prices subject to change). Reservations should be made online at: <https://floridastatefair.com/lodging/camping/>. Camping arrangements and payments are handled directly with the Fairgrounds and not through 4-H. The Fair requires payment for the entire stay at the time of reservation. No camping will be allowed in or around the barn or trailer parking area. If you have further questions, call 813-740-4642, or email [Kimberley.Moritz@FloridaStateFair.com](mailto:Kimberley.Moritz@FloridaStateFair.com).

## Class Changes

No class changes will be allowed unless your horse does not meet height requirements or an error is made by the State office. Therefore, be extremely careful that you enter the proper classes. Check to make sure that the correct class numbers and names match what you meant to enter. Corrections can be made by County staff up to one week after the entry deadline.



© Stephanie Lynne

## Class calls

If you miss your gate call, you will be disqualified from that class. You will not be allowed to work out of order or in a different heat except in the case of conflicting classes. Permission for any order-of-go or heat changes can only be made by Dr. TenBroeck. Printed Order of Go books will not be provided, but all participants will have online access to the Order of Go at least a week before the show; the same Orders of Go showing any recent scratches are posted at the gates of the arenas and on the Show website; and everyone has schedules listing start times and locations. Classes with individual working orders tend to run more quickly than many people think. Just because you are well down a working order, do not assume that you have plenty of time to wait at the barn.

Due to unforeseeable problems with any mechanical device, the PA system and paddock calls over the system must be considered a courtesy. It is the responsibility of exhibitors to be sure that their horses are at the gate at the prescribed time. While every effort will be made to maintain a working PA system to carry calls, no protest will be upheld nor will any action be changed on the basis of a PA malfunction alone.

## Coggins check

Coggins information should be submitted through the State Show online registration. If your horse's Coggins expires between the Area and State shows, you must get it renewed before the State Show. You should always travel with an extra copy of your Coggins test whether you have submitted the current data or not. And as always, your horse's name on the Coggins should match his/her show name.

## Dogs

You are strongly encouraged to leave your dog at home. Any dogs on the showgrounds must be on leash. Loose dogs will be removed from the grounds by the Hillsborough County Animal Control Center. No dogs are permitted in the pavilion, indoor arena building, class make up areas, or along the outside of the show rings in use.

## Dressage

The Dressage classes are on Saturday, June 29th. All riders will be assigned a ride time and that schedule will be included in the Order of Go which will be posted online at least a week before the show. As of May, there will only be one dressage ring running at a time. Rides will be grouped by test chosen, not necessarily all of one age group and then the other. All of Training Level will be in one ring, and all of Western then First Level will be in the other ring. Western Dressage will be ridden in a Small arena, and Training/First Level will be in a Standard arena. Dressage results will be announced no sooner than 30 minutes after the last rider for each class. Tests may be picked up from the show office any time after results are announced.

## Helmets

In order to participate at the State 4-H Horse Show, helmets MUST meet the proper requirements as stated in the Florida 4-H Horse Show Official Rules - Revised 2024. All riders are required to wear an SEI or SEI/ASTM approved equestrian helmet (with chin harness) anytime when mounted, in all classes, and in all warm-up and class make-up areas. It is up to the exhibitor and his/her responsible adults to ensure that helmets are in compliance, fitted properly, and in good condition.

## Horse Health Care & Supplies

There will be a veterinarian on call and farrier on the grounds during most of the horse show. Bedding and hay (T&A) can be purchased online (see Stalls-Shavings), and picked up Wednesday from 7 am-7 pm, and 7 am-5 pm on show days.

## Opening Day Social Activity

Thursday at 5:30 p.m. in the Pavilion is an interactive social activity to encourage everyone to meet new friends during the show. Look for more information online as the show gets closer and at check-in.

Anyone interested in singing the National Anthem Thursday morning should send a recording of it to [imatwist@ufl.edu](mailto:imatwist@ufl.edu).

## Lunging

Lunging horses in close quarters with many riders schooling their horses can be dangerous to all involved. Suggested areas acceptable for lunging include the open area in front of barns B and C, and the warm-up area behind (north side of) the east show ring. Areas not suitable for lunging are warm up areas near a competition arena, competition arenas when they are open for schooling with other riders present, and other congested areas. If you are lunging in an area that is inappropriate or causing an unsafe situation, a show official may ask you to move elsewhere.

## Participation Form

All participants must have this form updated on 4-H Online to ensure proper medical treatment and discipline. They should have been updated within the current 4-H year (starting Sept. 1<sup>st</sup>, 2023). Youth not traveling with their parents are encouraged to bring a copy of the Participation/Health form with them for use during the trip.

## Patterns

Current orders of work, heats, patterns, etc. will be posted at least an hour before the applicable class at its scheduled arena. In lieu of a printed pattern book, all of the patterns will be posted online by Tuesday of show-week. It is the entrant's responsibility to access the online patterns or ascertain this information from what is posted.

## Pony Measurement

- Thursday from 8:00 a.m. – 10:00 a.m.
  - Friday from 7:00 a.m. – 8:00 a.m.
- Ponies in classes 1, 6, 34, and 39 will be measured in front of the tower during these times. Ponies that are not measured will not be allowed in their classes.

## Remind App – \*Sign-up to the "Remind" App for updates\*

Updates about the show will be sent periodically through the "Remind" App. This will not replace any of the standard announcements – it simply allows show management to send direct updates about the status of each ring. Just like the PA system being a courtesy, rule #4 on pg. 7 of the rulebook applies.

- To sign-up to receive "Remind" text updates, text @fl4hstate to the number 81010. You do not have to download the App; updates will come as texts to your phone.
- To receive "push" notifications through the App, go to [remind.com/join/fl4hstate](https://remind.com/join/fl4hstate). Follow the instructions to sign up for Remind. You'll be prompted to download the mobile app.

*(Cell phone numbers, email addresses, and other contact information stay private on Remind, and are not visible to Show hosts, nor other Remind users.)*



## Regionals

The Southern Regional 4-H Horse Championships will be held in Perry, GA July 31 - August 4. The 70 highest point earning Seniors/Intermediates who competed as Seniors, along with the top-10 Juniors/Intermediates who competed as Juniors, will be eligible to attend the regional horse show. Qualifiers will be announced at the Awards Program. [All regional entry procedures need to be completed before the end of the sign-up period on Saturday evening.](#) Each person who qualifies and plans to attend Regionals, including alternates, must be represented or must have already submitted a form/release/payment/Coggins before departing the Fairgrounds. A Regional entry may be completed at any time throughout the show to ensure the 4-Her's spot at Regionals in the event of qualification. Please show consideration to your fellow exhibitors and sign up only if you plan to participate. If your plans change for any reason, please contact us immediately so an alternate can go in your place.

## Scored Classes

For all classes with a finals pattern (possibly Western & Hunter Showmanship, Western Horsemanship, Hunt Seat Equitation), scores for each rider will be shown after completion of the preliminary pattern. This will help give entrants an idea if they need to be ready to come back for a finals pattern. Scores for finals patterns will not be shown after each ride.

Judges' score cards for classes scored based on a 70 +/- system will be available to view at the show office after all classes are completed each day. These cards also will be posted online after the show.

## Security

State Fairgrounds security patrols the entire property 24 hours a day. However, keep in mind that it is a large facility near a casino and to keep your valuables secure. Please post your stall card indicating your name and where you can be reached in case the security guard needs to contact you regarding your horse.

## Stalls - Shavings

Horse stalls are mandatory and there are an ample number of stalls available. There are also plenty of stalls for tack and county hospitality. Stall fees are \$65 each for use 12:00 noon Wednesday through noon Sunday.

There is also a \$15 waste disposal fee that is a pass-through charge by the fairgrounds.

Entrants will be assigned a specific stall. Please do not use stalls other than the one assigned to you.

Stalls will not be bedded, but shavings and T&A hay may be [ordered online](#) and picked up Wednesday 7 am-7 pm, or 7 am-5 pm on show days.

You may want to bring a fan for your horse.

## Transportation within Showgrounds

- No bicycles, carts, skateboards, etc., are allowed in the indoor arena building.
- Operators of any motorized vehicles (mopeds, golf carts, ATV's, etc.) must have a valid driver's license.
- Vehicles must park in designated parking areas only. Otherwise, they will be in tow-away zones.
- No vehicles are allowed to remain around barns unless loading/unloading.
- Powered personal moving devices (Segway, hoverboards, etc.), should always yield to and use caution around horses.

## Schooling over Fences and Hunter Over Fences class order

Those entered an over fences class (classes 44-50) may sign up for a schooling slot. A \$25 fee will be charged for the 3-minute private warm up. Trainers are allowed to go into the ring with the exhibitors to help school, but jumps should not be adjusted. If Hunter Hack is your only over fences class, you are still eligible for a schooling trip.

For reference, this is the order of the Schooling and Hunter Over Fences classes:

- Schooling, 2'9"
- Schooling, 2'6"
- Schooling, 2'3"
- 44. Hunter Hack
- 45. Low Working Hunter
- 48. Medium/High Working Hunter
- 49. Medium/High Equitation Over Fences
- 46. Low Equitation Over Fences
- 47. Low Handy Hunter
- 50. Medium/High Handy Hunter



As a reminder, about the Low and Medium/High sections:

- All sections are open to any height horses/ponies & any age rider.
- All entries in a section will jump at the same specified height.
- A horse/rider combination may show in only one section at a single show. Entrants with 2 horses may enter one horse in one section and the other in another.
- Entrants do not have to enter the same section at Area & State.

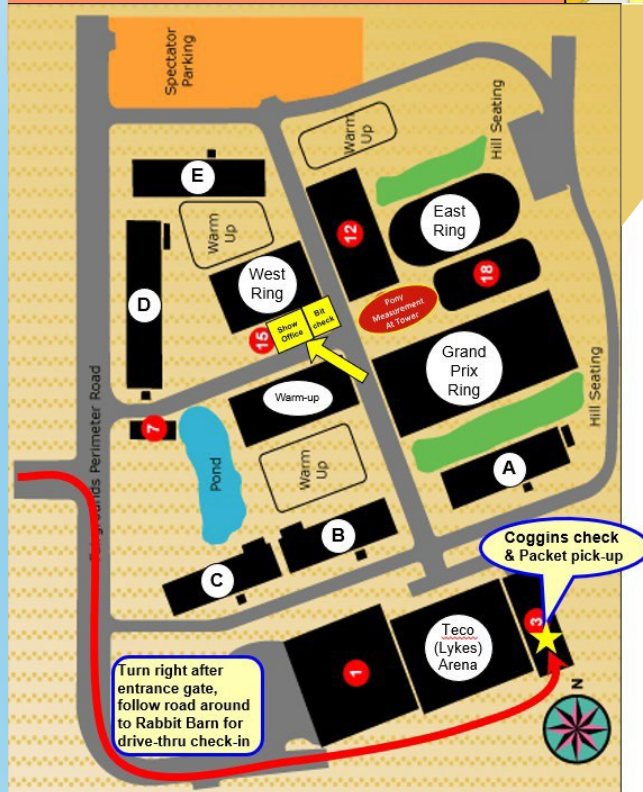
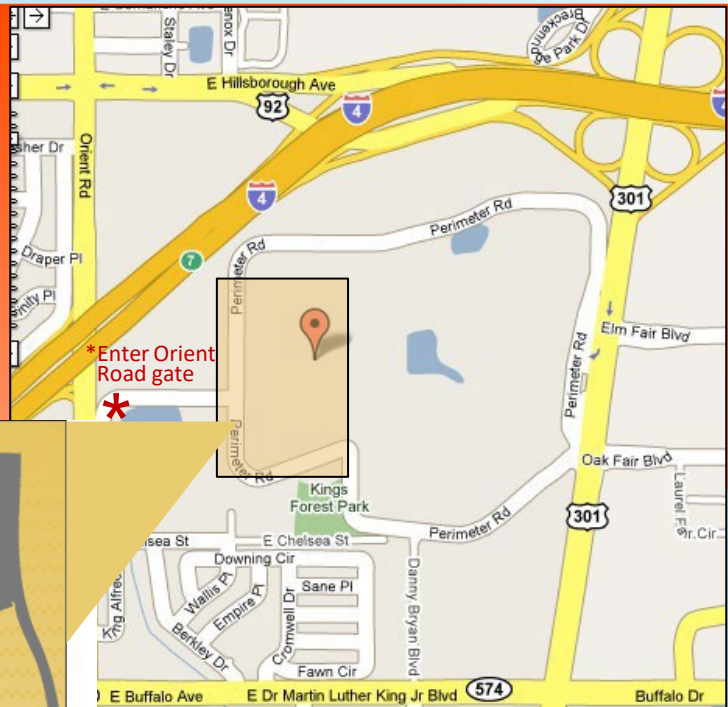
Which Schooling Trip to choose?

- **Riders may choose whichever schooling height they prefer.**
  - Most will want to school over the same fence heights as they will face in competition.
  - Some prefer to school over lower heights to ease the horse in and build his confidence.
  - Some prefer to school over higher fences so the competition heights feel easy in comparison.

To sign up for your schooling time, you must indicate so on the online entry form and pay the \$25 fee. On that form, all three height options will be available to everyone. You may only enter one height section. If you pay for schooling and are not in one of classes 44-50, a schooling time will not be granted, nor refunded. Schooling times will be posted the week of the show.

Schooling will be a maximum of 3 minutes per horse/rider combination. They may jump the fences in any order they desire, but they must jump the fences going the direction they are set for safety. Thursday before the first fences class, the 2'9" rides will begin at 8:00 a.m. (subject to change based on entries), followed immediately by the 2'6" rides, then the 2"3" rides. Youth must wear boots, show number, and safety helmet for their schooling. Trainers are allowed in the ring but jumps should not be moved or rearranged. Any poles dropped must be reset BEFORE their 3 minutes are up to keep schooling on time.

## Arrival and Check-In



### Check-in Times

Wednesday, June 26  
12:00 noon to 7:00 p.m.

Thursday, June 27  
7:00 to 10:00 a.m.; 3:00 to 5:00 p.m.

Friday, June 28  
3:00 p.m. to 5:00 p.m.

Saturday, June 29 (in office)  
7:00 a.m. to 9:00 a.m.

Arrive at the show grounds at the Orient Road entrance. **Coggins check** will be in the drive-thru barn just beyond the livestock arena. See facility map (marked as #3) and watch for the signs.

Be sure your GPS is taking you to the Orient Road entrance, and not the main Fairgrounds address off of US301. That is the opposite side of the Fairgrounds and you will have to go back around.

### Stall Assignments

Stalls are assigned grouped by county. If you have a preferred barn or location, tell your club leader or county agent when turning in your entry paperwork. Counties will have an opportunity to request specific barns for the county and give layouts of the stall order. If you plan to arrive Tuesday, please contact Alyssa Ohmstede (352-392-1912, [imatwist@ufl.edu](mailto:imatwist@ufl.edu)). Stall assignments will not be available until at least two weeks after the registration deadline, so there is no need to ask about them before then.

## Arrival and check-in Procedures

Wednesday arrival is included with your \$65 stall fee.

### Check-in will begin at 12 noon on Wed., June 26<sup>th</sup>

There is a \$25 per day charge per stall (horse and tack) for arriving prior to June 26<sup>th</sup> (payable at time of registration) or staying beyond 12:00 noon on Sunday, June 30<sup>th</sup>.

### Coggins papers will be checked for each horse by inspectors from the Div. of Animal Industry.

The inspectors will have the Coggins information you submitted online, but they will still need to see the actual form and look at your horse.

Horses will not be allowed to stay on the show grounds without proof of negative coggins (original or copy) within the past 12 months. The name on the Coggins papers should match the horse's name on the registration papers and entry form.

Arrive at the show grounds at the Orient Road entrance, turn right after the security gate at the "T", and follow the road around to the Livestock barn. **Coggins Check** will be in a drive-thru barn just beyond the livestock arena, near the livestock office. See facility map.

### Check-In location & procedure:

- Go to drive-thru Rabbit Barn as originally planned for Coggins check. This will not be the full check-in – just the Coggins check.
- You will be given a card with your confirmed stall location. This will also serve as your "ticket" to confirm the Coggins were checked. Hold onto it!
- Go to the barns to unload horses and settle them in.
- Return to the "Tower" in front of the pavilion (no horse needed) with your stall ID card to pick up your entry packet, show number, and t-shirts that were bought with registration.

### Confirmed stall assignments will be given after coggins are checked. Use **ONLY** stalls assigned to you.

Anyone setting up in a stall not reserved for that person will be charged an additional \$65 and be required to move immediately.

All barns have water, electricity, and restrooms. The doors in most stalls are not able to be locked. Stalls will not have bedding. Bedding may be [ordered online](#) and picked up on the grounds (Wednesday 7 am-7 pm, 7 am-5pm on show days).

### After Coggins are checked, participants will receive their show number, entry packet, and any ordered t-shirts.

Entry data (classes entered, award eligibility, etc.) will be on the back of the show number for exhibitor to check for accuracy. No class changes will be allowed unless an error has been made by the state office.

**No helmets or bits will be checked at check-in.**

## Arrival outside of normal check-in times

**Stall assignments will be available at the gate (and online) while check-in is closed.**

*Check which barn and stall you are assigned. Reserved stalls will be labeled.*

*No one may utilize any stalls other than those reserved specifically for that person without first obtaining permission.*

**If you arrive after 7:00 p.m., you should bring at least enough bedding for the night.**

*Stalls will not be bedded and the store on the grounds closes at 7:00 p.m. on Wednesday.*

**Return to the check-in area (barn beyond Lykes)**

*ASAP during regular check-in hours with your horse and Coggins papers so everything can be checked before receiving your entry packet.*

**Entry information and numbers can only be picked up while check-in is open, and after the inspectors have checked the horse and Coggins.**

**If you plan to arrive on Tuesday, June 25th, contact Alyssa Ohmstede ([imatwist@ufl.edu](mailto:imatwist@ufl.edu)) to make arrangements.**



# Register for the State Horse Show!

<https://animal.ifas.ufl.edu/extension/youth/horse/4h-shows/statehorshow/StateEntryLanding/>

The entry procedure for State is very similar to the procedure for Area. Go to the link above for all of the instructions, then proceed to the entry link at the bottom of that page for 4-H Online. It will be very helpful to start by filling in the info on the next page to make sure you have everything ready.

## Form Tips:

- Age Division, Jr or Sr: Intermediates may show in the Junior or Senior division. But for State, they must enter the same division in which they qualified at Area.
- Regionals: All entrants have the potential to qualify for Regionals ([see this explanation](#)). If you are at all interested in going to Regionals, choose “yes” that you are interested. It is not a commitment, but saying “no” is *committing* to *not* entering.
- State T-shirts: T-shirts will only be purchased ahead of time online for \$15. There will be no on-site vendor printing shirts to order. To order shirts for pick-up at check-in, choose how many of each size shirt you would like.
- Horse Breed: Choose your horse’s breed, or choose the appropriate “other” and write it in. If the horse is registered in a breed with High Point awards (Appaloosa, Quarter Horse, Thoroughbred) fill in the registration section(s). An accurate registration number must be entered before being eligible for the award (it will be verified before awards are presented). If registered in multiple associations, you may enter up to three. There is also a place to enter any variations on your horse’s name if it is different between registries, or to explain if show name differs from registered name.
- Class Entry: Read the reminders of the rules for class entries – shared horse/2 horses rules, showmanship/GH eligibility, 5 classes max, etc. Confirm that the correct age division and horse/pony classes are shown. Only the classes that apply to those parameters will be listed.
  - If you choose a cattle class, \$20 is automatically added to your fee total.
  - If you choose any of the over-fences classes, you may choose one Schooling time. If you select to school, \$25 will be added to your total. You may only enter once height.
  - Early arrival/late departure: The standard \$65 stall fee covers Wednesday arrival through departing before noon on Sunday. Arriving on Tuesday or staying after noon on Sunday will add \$25 per stall per night.
  - Tack stalls: There will be plenty of space in the barns for tack stalls and county hospitality stalls. Tack stalls may be shared, but the full fee should be attributed to one person. If you are paying for your own or a shared tack stall, answer Yes that you are paying for it. Whether paying or not, list with whom (if anyone) you will be sharing the stall.
- Follow up: Monitor the email account associated with 4-H Online for the receipt of a submission confirmation. Follow instructions in that email to be able to review your entry.
- Payment is due to the county by June 3 (or earlier as instructed by your Agent). Follow county instructions for “pay to” if writing a check.

**Submit online entry by Friday, May 31st (midnight)**

# -Preparation for online entry-

**\*\*This is not an entry form!\*\***

**Just an optional tool to help gather all information that will be asked.**

*Those marked with \* have a tip on the previous page.*

*Pay careful attention to choosing the correct registration type that applies to you – age division showing, horse vs. pony. Questions and class options will be specific for your selection.*

## Participant Information

Name (to use for show program/announcements) \_\_\_\_\_

Preferred monitored email address for show communications \_\_\_\_\_

\*Competing as Jr or Sr \_\_\_\_\_ \*Interested in Regionals? Yes/No \_\_\_\_\_

\*State T-shirts: How many total? \_\_\_\_\_ What sizes? \_\_\_\_\_

## Horse Information

Horse Name \_\_\_\_\_ Horse Nick name \_\_\_\_\_

If Pony/Mini, height in hands \_\_\_\_\_ Mare or Gelding? \_\_\_\_\_ Age \_\_\_\_\_

Born or bred in Florida? Yes or no \_\_\_\_\_ \*Breed \_\_\_\_\_

If Appaloosa, Quarter Horse, or Thoroughbred, Reg./T.I.P. # \_\_\_\_\_

2<sup>nd</sup> breed & Reg. # \_\_\_\_\_ 3<sup>rd</sup> breed & Reg. # \_\_\_\_\_

Name differs between registries or from show name? \_\_\_\_\_

Coggins info: Owner name \_\_\_\_\_ Blood draw date: \_\_\_\_\_

Accession number \_\_\_\_\_ **\*Have PDF or image of Coggins form ready to upload\***

## \*Class Entry

Carefully select up to 5 classes to enter. Number and name of your classes:

Class 1 \_\_\_\_\_

Class 2 \_\_\_\_\_

Class 3 \_\_\_\_\_

Class 4 \_\_\_\_\_

Class 5 \_\_\_\_\_

Schooling Trip choice, if applicable? \_\_\_\_\_ Hunter Hack height choice, if applicable? \_\_\_\_\_

What Dressage Tests? \_\_\_\_\_

## Stall Information

Arrival day: Tuesday (+\$25) or Wednesday or later \_\_\_\_\_

Departure day: any time before noon Sunday, or after noon Sunday (+\$25) \_\_\_\_\_

Paying for a tack stall (\$65)? Yes or No \_\_\_\_\_ If early/late, tack stall also? Yes (+\$25) or No \_\_\_\_\_

## Releases then Confirmation Page


An adult needs to read & approve health information, Code of Conduct with typical releases, Horse Statement of Understanding Risk, and Acknowledgement of Rulebook Access. Then check that details are correct in the summary, click Pay by Check, and if everything is correct, click "Finish"

## \*Follow-up (fill in the details given by your County)

County's deadline date for turning in payment (will be 6/3 or earlier) \_\_\_\_\_

County's instructions for writing checks payable to \_\_\_\_\_

Looking forward  
to seeing you in  
Tampa!



All of the information in this booklet is also online at  
<https://animal.ifas.ufl.edu/extension/youth/horse/4h-shows/statehorseshow/>

---

All photos were generously provided courtesy of Stephanie Lynne Photography. Copyright and ownership is held by the photographer, with permission given for use in this booklet.

Website: <https://stephanielynnephotography34.pixieset.com/>

Email: [stephanielynnephotography352@gmail.com](mailto:stephanielynnephotography352@gmail.com)